

Incredible Immersion with Ultra-Narrow Bezel

VL7F Series

The VL7F series provides all-encompassing screen immersion thanks to its ultra-narrow 3.5 mm bezel-to-bezel, while its high brightness delivers clear and vivid content even under bright lighting. With its extremely attractive and highly functional design, it can be used to deliver advertising and information in a variety of business environments.



* All images used are for illustrative purposes only.

Incredible Immersion with Ultra-Narrow Bezel

VL7F Series

Achieving Incredible Immersion

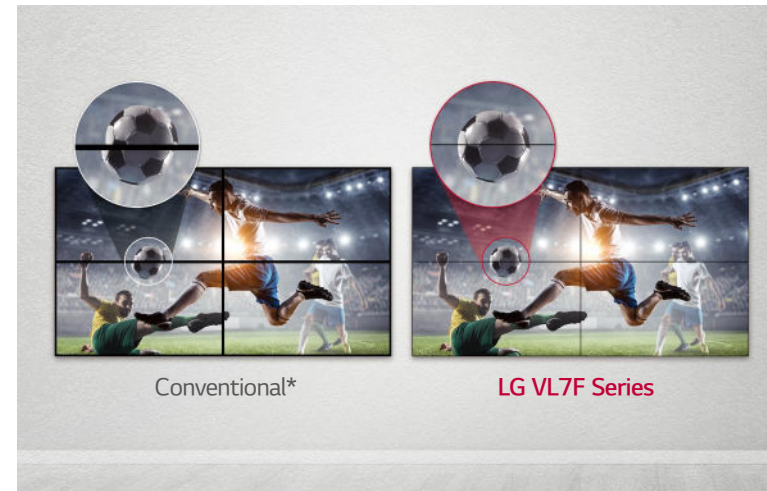
Seamless Large Screens with Ultra-Narrow Bezel

The ultra-narrow bezel creates a visually stunning digital wall to effectively deliver dynamic content and immerse the viewers. The large screen it generates is enough to captivate the attention of passersby.



Image Gap Reduction

The VL7F series includes an image improvement algorithm that can reduce image gaps among tiled displays when playing back videos. Objects located on the bezel boundaries are adjusted for a seamless viewing experience.



* The "Conventional" refers to displays which do not include an image improvement algorithm.

Incredible Immersion with Ultra-Narrow Bezel

VL7F Series

Vivid and Dynamic Picture Quality

Higher Viewing Angle


Large screens are usually positioned higher than human-eye level, making uniform picture quality essential for video walls. The viewing angle of the VL7F series is high enough to display vivid colors throughout the screen with no distortion.



45°* High Viewing Angle

Wider Viewing Angle

It is well known that LG IPS panel technology enables better control of liquid crystals, which in turn allows the screen to be viewed from virtually any angle. Because of this, the VL7F series captures the attention of and captivates more viewers with lifelike colors, regardless of their viewing position.



* Results based on in-house testing. Actual test results may differ depending on environment and measuring equipment.

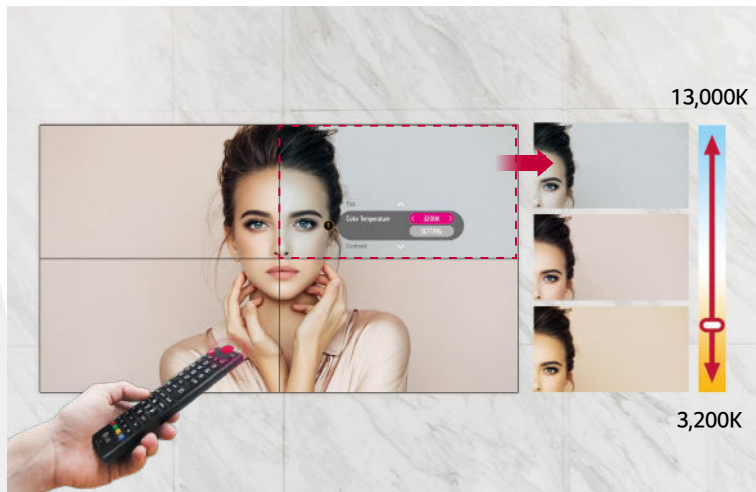
Incredible Immersion with Ultra-Narrow Bezel

VL7F Series

User Convenience

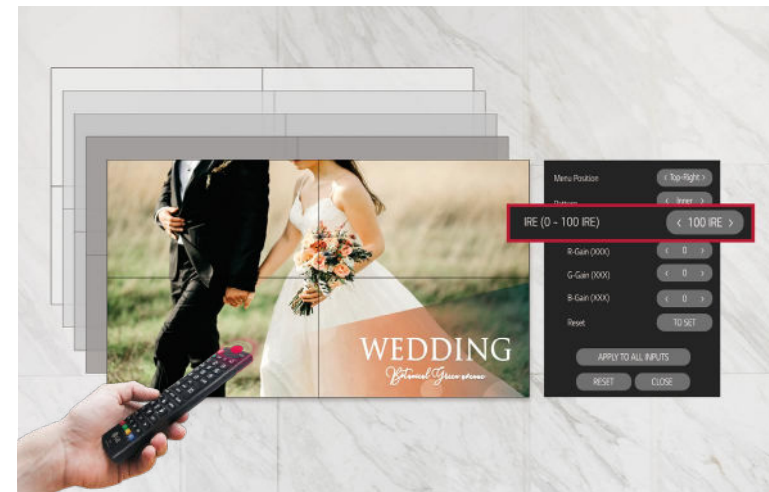
Easy Color Adjustment

Depending on the content, the color temperature of the display can be easily adjusted in increments of 100K using a remote control.



Simple White Balance Adjustment

In conventional video walls, white balance was adjustable only in “full-white” mode, but the VL7F series allows you to modify each value of grey scale to achieve more detailed and precise white balance adjustment.

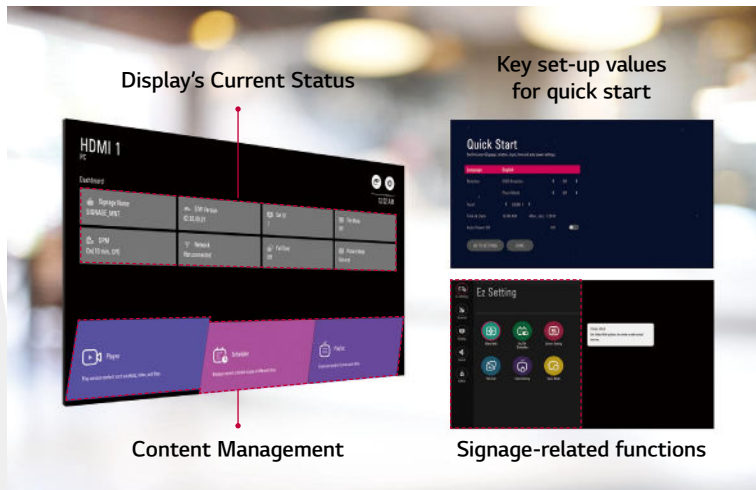


Incredible Immersion with Ultra-Narrow Bezel VL7F Series

User Convenience

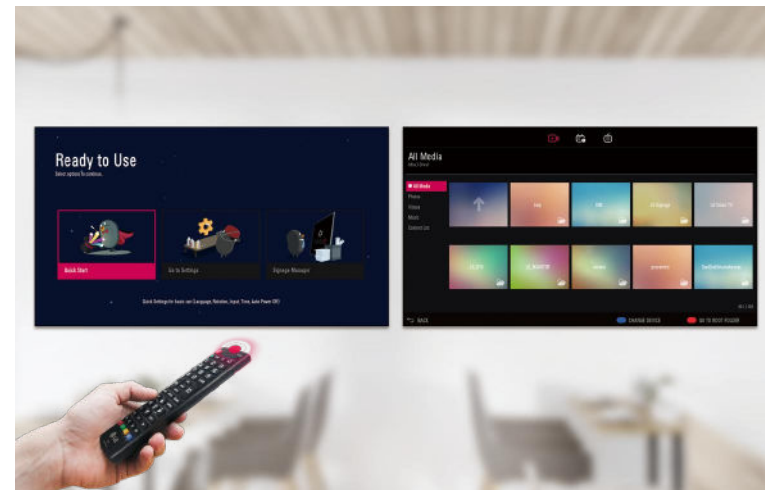
User-Friendly Menu Structure

The menu structure has been optimized for commercial use. It simplifies approach flows and groups similar functions together, adopting a more intuitive GUI for ease of use. This way, users can avoid having to do trial-and-error when exploring desired functions and managing displays.

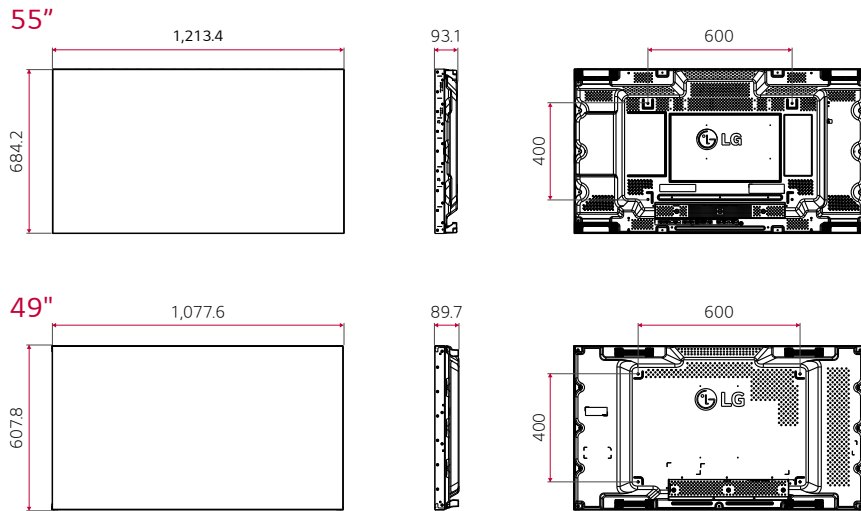


Intuitive GUI

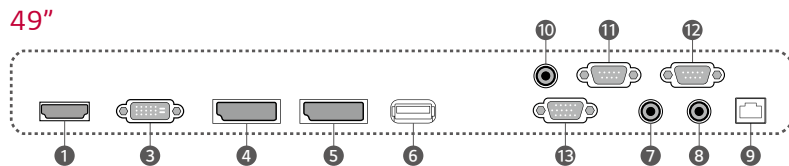
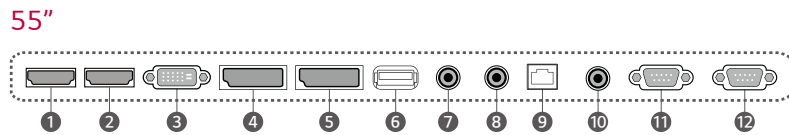
The GUI(Graphic User Interface) is carefully designed with a four-way navigation remote control that lets users easily switch to other settings. Also, it adopts a larger font for better visibility, which is necessary when users want to control displays from relatively far distances.



DIMENSION (unit: mm)



CONNECTIVITY



- ① HDMI IN 1 ④ DP IN ⑦ AUDIO IN ⑩ IR IN ⑬ RGB IN
- ② HDMI IN 2 ⑤ DP OUT ⑧ AUDIO OUT ⑪ RS232C IN
- ③ DVI-D IN ⑥ USB 2.0 IN ⑨ LAN IN ⑫ RS232C OUT



* Dimensions & Jack Panels (Read/Side) may differ from the above image, so please contact LG sales team to verify before ordering.

SPECIFICATION

| | | 55VL7F | 49VL7F |
|-------------------------------|--|--|---|
| Panel | Screen Size | 55" | 49" |
| | Panel Technology | IPS | IPS |
| | Native Resolution | 1,920 x 1,080 (FHD) | 1,920 x 1,080 (FHD) |
| | Brightness (Typ.) | 700 nit | 700 nit |
| | Contrast Ratio | 1,200 : 1 | 1,300 : 1 |
| | Dynamic CR ¹⁾ | 500,000 : 1 | 500,000 : 1 |
| | Color Gamut | NTSC 72 % | NTSC 68 % |
| | Viewing Angle (H x V) | 178 x 178 | 178 x 178 |
| | Color Depth | 1.07 Billion Colors (10 bit) | 1.07 Billion Colors (10 bit) |
| | Response Time | 8 ms (G to G) | 8 ms (G to G) |
| Surface Treatment | Haze 3 % | Haze 3 % | |
| Operation Hours (Hours / Day) | 24 / 7 | 24 / 7 | |
| Portrait / Landscape | Yes / Yes | Yes / Yes | |
| Connectivity | Input | HDMI (2), DP, DVI-D, Audio, USB 2.0 Type A | HDMI, DP, DVI-D, RGB, Audio, USB 2.0 Type A |
| | Output | DP, Audio | DP, Audio |
| | External Control | RS232C In / Out, RJ45 (LAN) In, IR In | RS232C In / Out, RJ45 (LAN) In, IR In |
| Mechanical Specification | Bezel Color | Black | Black |
| | Bezel Width | 2.25 mm (T/L) / 1.25 mm (R/B) | 2.25 mm (T/L) / 1.25 mm (R/B) |
| | Monitor Dimension (W x H x D) | 1,213.4 x 684.2 x 93.1 mm | 1,077.6 x 607.8 x 89.7 mm |
| | Weight (Head) | 20.3 kg | 17.8 kg |
| | Handle | Yes | Yes |
| | VESA™ Standard Mount Interface | 600 x 400 mm | 600 x 400 mm |
| Key Feature | Temperature Sensor, FAN (Only 55"), Embedded CMS (Local Contents Scheduling), USB Plug & Play, Fail Over, Background Image (Bootting Logo Image, No Signal Image), Sync Mode (RS-232C Sync), Rotation (Screen Rotation), Tile Mode Setting (Max. 15 x 15), Setting Data Cloning, SNMP, ISM Method, Auto Set ID, Crestron Connected ^{®2)} , Smart Energy Saving, PM Mode, Wake on LAN, HDMI-CEC ³⁾ , SI Server Setting, W/B Setting by Grey Scale, Scan Inversion | | |
| Environmental Conditions | Operation Temperature | 0 °C to 40 °C | 0 °C to 40 °C |
| | Operation Humidity | 10 % to 80 % | 10 % to 80 % |
| Power | Power Supply | AC 100 - 240 V ~, 50 / 60 Hz | AC 100 - 240 V ~, 50 / 60 Hz |
| | Power Type | Built-In Power | Built-In Power |
| | Power Consumption | Typ. / Max. | 165 W / 195 W |
| | BTU (British Thermal Unit) | 563 BTU / Hr (Typ.), 665 BTU / Hr (Max.) | 478 BTU / Hr (Typ.), 563 BTU / Hr (Max.) |
| Certification | Safety | CB / NRTL | CB / NRTL |
| | EMC | FCC Class "A" / CE / KC | FCC Class "A" / CE / KC |
| | ErP | Yes (EU Only) | Yes (EU Only) |
| Media player Compatibility | OPS Type Compatible | No | No |
| Software Compatibility | SuperSign CMS, SuperSign Control / Control+, SuperSign WB, SuperSign Media Editor | | |
| Accessories | Basic | Remote Controller, Power Cord, RS232C Cable, LAN Cable, DP Cable, IR Receiver, Guide Bracket, Screws, Manual | |
| | Optional | Wall Mount (Landscape : WM-L640V, Portrait : WM-P640V) | |

¹⁾ The luminosity ratio of Full Black / Full White color on video input condition.

²⁾ Network based control

³⁾ Compatibility may differ by equipment.

* Specifications are subject to change without notice, so please contact LG sales team to verify before ordering.



- www.lg.com/b2b
- www.youtube.com/c/LGCommercialDisplay
- www.facebook.com/LGInformationDisplay
- www.linkedin.com/company/lginformationdisplay

LG may make changes to specifications and product descriptions without notice.
Copyright © 2020 LG Electronics Inc. All rights reserved. "LG Life's Good" is a registered trademark of LG Corp.
The names of products and brands mentioned here may be the trademarks of their respective owners.

