

Cisco Webex Room USB

Contents

Cisco Webex Room USB features and benefits	4
Cisco Webex Room USB prominent features and differentiators	4
Cisco Webex Room USB registration	6
Product specifications	6
Regulatory compliance	8
Warranty information	9
Cisco environmental sustainability	10
Cisco services and support	10
Cisco Capital	10
For more information	10

Cisco Webex® Room USB is a lighter version of the Webex Room Kit Mini. It is a smart videoconferencing solution for huddle spaces and is compatible with any collaboration vendor. With a simple user interface, the Cisco Room USB is controlled with a remote control device, or directly through your software client. When not in use, it makes your screens come alive with digital signage of your choice. Experience Cisco quality in your smallest spaces at an affordable price.

Cisco® Webex Room USB delivers the industry-leading collaboration experience customers have come to expect from Cisco, which is consistent whether you're in a huddle space or a corporate boardroom. Easy deployment and management capabilities allow customers to outfit and support thousands of huddle spaces with intelligent collaboration tools typical of larger room systems—at high value—while unique analytics provide valuable insight on utilization for resource planning. Together, these features allow Cisco to remove the barriers to use and deployment and enable the new huddle work style embraced by today's workforce. Webex Room USB is rich in functionality and experience, while priced and designed to be easily scalable.

The Webex Room USB is ideal for huddle spaces with two to five people because of its wide 120-degree field of view, which allows everyone in a huddle space to be seen (see Figure 1). It offers the flexibility to connect to laptop-based video conferencing software via USB.



Figure 1.
Cisco Webex Room USB in an open space

Cisco Webex Room USB features and benefits

Table 1. Features and benefits

Feature	Benefit
Smart meetings	<ul style="list-style-type: none">• Brings intelligent views to smaller rooms with a discreet, integrated camera<ul style="list-style-type: none">◦ Best overview: Automatically detects meeting participants and provides ideal framing• Great audio experience with integrated microphones and speakers• Automatic noise suppression reduces disruptive sounds coming from the meeting room (e.g., typing, paper rustling)• End-to-end security
Digital signage	<ul style="list-style-type: none">• Add signage, backgrounds, or important company news to your screens during standby
Smart presentations	<ul style="list-style-type: none">• Wired 4K local content sharing• Wireless, browser-based guest content sharing
Smart rooms	<ul style="list-style-type: none">• Metrics: counts people in the room, enabling analytics for better resource planning• Automatic screen/display integration through HDMI CEC

Cisco Webex Room USB prominent features and differentiators

Improve the Quality of Bring-Your-Own-Device (BYOD) Meetings

The Cisco Webex Room USB offers collaboration innovation in a box, bringing more intelligence and usability to your huddle spaces. While other vendors struggle to insert advanced features such as automatic framing, wireless guest sharing, signage and 4K content into their high-end products, Cisco is bringing these innovations to huddle spaces in a cost-effective and simple way. With the Room USB, Cisco helps customers experience smarter BYOD meetings, enabling smarter presentations, and creating smarter rooms.

These features were previously the domain of higher-end video conferencing rooms, but with Webex Room USB, they can now be brought to every room and every team. And when registered to Cisco Webex, additional cloud-based functionalities are enabled that enhance the user experience and team workflow as well as further simplify deployment. Some examples include:

- **Webex Control Hub**, which offers remote management, software upgrades, and analytics.
- **Digital signage.** Enable signage on your screens in Control Hub.
- **Wireless guest sharing.** Get simple wireless sharing through your browser.
- **Smart rooms.** Get a people count for usage metrics and resource allocation; tight integrations with screens enhance user interactions.



Figure 2.
Digital signage on-screen with Cisco Webex Room USB

Never bring your laptop to a meeting again

Upgrade to Cisco Webex Room Kit Mini and leave your desktop behind. Now you can easily upgrade your Webex Room USB to a Webex Room Kit Mini. Just purchase an upgrade kit, which contains a license upgrade key and a Cisco Touch 10. When you receive your Touch 10, simply enter the license key into the unit, and your Room USB will become a full-featured Room Kit Mini. Once you do, you'll have open access to Webex's whole ecosystem of APIs and macros. During an upgrade, the codec is also activated so you no longer need to run meetings from your computer. Cisco Proximity technology in the Room Kit Mini means the screen will greet you when you enter the room, it will pair with your device, and will enable easier wireless sharing through your Webex Meetings or Webex Teams™ app. Guest sharing is, of course, also included.




Figure 3.
Upgrade from a Webex Room USB to a Webex Room Kit Mini

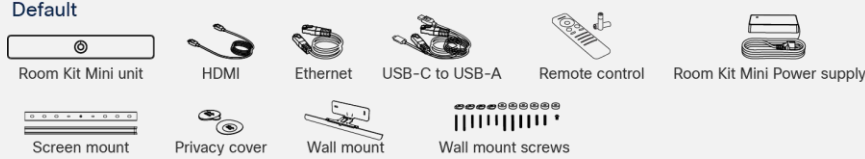
Cisco Webex Room USB registration

Table 2. Registration



License level	Term
Cisco Webex Device Subscription	Included

Product specifications

Table 3. Specifications

Specification	Description
Software compatibility	<ul style="list-style-type: none"> Cisco Collaboration Endpoint Software Version 9.12.1 or later and Cisco Webex Room OS February 2020 Drop 2 or later
Default components in Cisco Webex Room USB	<p>Default</p>  <p>Room Kit Mini unit, HDMI, Ethernet, USB-C to USB-A, Remote control, Room Kit Mini Power supply, Screen mount, Privacy cover, Wall mount, Wall mount screws</p>
Video inputs	<ul style="list-style-type: none"> One HDMI output supports formats up to a maximum 4K (3840 x 2160) at 30 fps, including HD1080p60 Consumer Electronics Control (CEC) 2.0
Video outputs	<ul style="list-style-type: none"> 1 HDMI output supports formats up to 3840 x 2160p60 (4Kp60) Live video resolutions (encode and decode) up to 1920 x 1080p30 and p60 (HD1080p) Consumer Electronics Control (CEC) 2.0
Audio features	<ul style="list-style-type: none"> High-quality 20-kHz audio Automatic Gain Control (AGC) Automatic noise reduction Active lip synchronization
Audio inputs	<ul style="list-style-type: none"> One audio in from HDMI Internal microphones
Speakers (integrated)	<ul style="list-style-type: none"> High-quality speakers: full range speaker plus dual woofers in balanced configuration Frequency response 100 Hz to 20 kHz Amplifier power: 24W Maximum output level SPL 84 dB
Dual stream	<ul style="list-style-type: none"> One HDMI input supports formats up to a maximum 4K (3840 x 2160) at 30 fps, including HD1080p60 Consumer Electronics Control (CEC) 2.0

Specification	Description
IP network features	<ul style="list-style-type: none"> • DNS lookup for service configuration • Differentiated services (Quality of Service [QoS]) • IP-adaptive bandwidth management (including flow control) • Automatic gatekeeper discovery • Dynamic playout and lip-sync buffering • H.245 Dual-Tone Multifrequency (DTMF) tones in H.323 • RFC 4733 DTMF tones in SIP • Date and time support using Network Time Protocol (NTP) • Media adaptation and resilience • Uniform Resource Identifier (URI) dialing • Dynamic Host Configuration Protocol (DHCP) • 802.1X network authentication • 802.1Q Virtual LAN • 802.1p (QoS and Class of Service [CoS])
IPv6 network support	<ul style="list-style-type: none"> • Single call stack support for both H.323 and SIP • Dual-stack IPv4 and IPv6 for DHCP, SSH, HTTP, HTTPS, DNS, DiffServ • Support for both static and automatic IP configuration (stateless address auto configuration)
Security features	<ul style="list-style-type: none"> • Management using HTTPS and SSH • IP administration password • Menu administration password • Disable IP services • Network settings protection • Privacy cover
Network interfaces	<ul style="list-style-type: none"> • One Ethernet (RJ-45) 10/100/1000 for LAN • One Ethernet (RJ-45) for Cisco Touch 10 direct pairing • Wi-Fi 802.11a/b/g/n/ac 2.4 GHz/5 GHz, 2x2 MIMO
USB passthrough	<ul style="list-style-type: none"> • Ability to provide video, microphone, and speakers over one USB cable to a connected computer • 1080p/30fps
Other interfaces	<ul style="list-style-type: none"> • 1 USB 2.0 port type A • 1 USB 2.0 port type C • 1 USB port • Factory reset pinhole
Power	<ul style="list-style-type: none"> • 100 to 240 VAC, 50/60 Hz, 12V DC input • Average 20W, peak 70W • Must be used with power supply FSP FSP070-AHAN2 or AcBel ADF019
Operating temperature and humidity	<ul style="list-style-type: none"> • 0°C to 35°C (32°F to 104°F) ambient temperature • 10% to 90% Relative Humidity (RH)
Storage and transport temperature	<ul style="list-style-type: none"> • -20°C to 60°C (-4°F to 140°F) at RH 10% to 90% (noncondensing)

Specification	Description
Dimensions	<div style="display: flex; justify-content: space-around; align-items: center;">   </div> <ul style="list-style-type: none"> • Width: 19.7 in. (50.0 cm) • Height: 3.2 in. (8.1 cm) • Depth: 3 in. (7.7 cm) • Weight: 4 lbs. (1.5 kg) <p>Packaging size</p> <ul style="list-style-type: none"> • Width: 23.8 in. (60.5 cm) • Height: 12.8 in. (32.6 cm) • Depth: 8.5 in. (21.6 cm) • Weight: 7 lbs. (3.2 kg)
Camera overview	<ul style="list-style-type: none"> • 4K UltraHD camera • Supports up to 60 fps (max 30 fps with best overview enabled) • 8 MP image sensor • 1/1.4 CMOS • 2x zoom • f/1.4 aperture • 120° horizontal field of view • Auto framing (face detect) • Auto brightness and white balance • Focus distance 1 m to infinity

Regulatory compliance

- Directive 2014/53/EU (Radio Equipment Directive)
- Directive 2011/65/EU (RoHS)
- Directive 2002/96/EU (WEEE)
- NRTL approved (product safety)
- FCC CFR 47 Part 15B (EMC) – Class A
- FCC CFR 47 Part 15C (RF)
- FCC CFR 47 Part 15E (RF)
- FCC listed (radio equipment)

Check the [Product Approval Status Database](#) for approval documents per country.

To place an order, contact your local Cisco representative and refer to Table 4.

Table 4. Ordering information

Product name	Part number	Compliance model number
Cisco Webex Room USB - upfront pricing (GPL**) <ul style="list-style-type: none"> Cisco Webex Room USB Unit Cisco endpoints remote 4-meter HDMI presentation cable Screen cable 1.5 m GREY HDMI 2.0 CAB (16,4 feet / 5 m) GREY ETHERNET Wall Mount for Room Kit Mini/Room USB Screen Mount Kit for Room Kit Mini/Room USB Power supply 4-meter USB cable (type A connector) - BYOD 	CS-ROOM-USB-K9 CTS-RMT-TRC6- CAB-2HDMI-4M-GR- CAB-2HDMI-1.5M-GR- CAB-ETH-5M-GR- CS-KIT-MINI-WMK- CS-KIT-MINI-SMK- PSU-12VDC-70W-GR- CAB-USBC-4M-GR-	TTC7-26
Options		
<ul style="list-style-type: none"> Country-specific power cable 		
Spares		
Cisco Webex Room USB - up front (GPL) - SPARE		
Power Supply for Room Kit Mini/Room USB	PSU-12VDC-70W-GR=	FSP070-AHAN2, ADF019
Screen Mount Kit for Room Kit Mini/Room USB	CS-KIT-MINI-SMK=	
Wall Mount Kit for Room Kit Mini/Room USB	CS-KIT-MINI-WMK=	
4-meter USB cable (type A connector)	CAB-USBC-4M-GR=	
Cisco Webex Room Kit Mini/Room USB (unit) - SPARE	CS-ROOM-USB-K9=	TTC7-26
4-meter HDMI presentation cable	CAB-2HDMI-4M-GR=	
Cisco endpoints remote	CTS-RMT-TRC6=	
Upgrade Kit for Webex Room USB to Webex Room Kit Mini (upgrade license, Webex Room Navigator, 8-meter flat Ethernet cable)	CS-R-USB-UPG-BUN	

** GPL = Cisco Global Price List

Warranty information

Cisco Webex Room USB has a 90-day limited liability warranty.

Cisco environmental sustainability

Information about Cisco's environmental sustainability policies and initiatives for our products, solutions, operations, and extended operations or supply chain is provided in the "Environment Sustainability" section of Cisco's [Corporate Social Responsibility](#) (CSR) Report.

Reference links to information about key environmental sustainability topics (mentioned in the "Environment Sustainability" section of the CSR Report) are provided in the following table:

Sustainability topic	Reference
Information on product material content laws and regulations	Materials
Information on electronic waste laws and regulations, including products, batteries, and packaging	WEEE compliance

Cisco makes the packaging data available for informational purposes only. It may not reflect the most current legal developments, and Cisco does not represent, warrant, or guarantee that it is complete, accurate, or up to date. This information is subject to change without notice.

Cisco services and support

Cisco and our partners provide a broad portfolio of smart, personalized services and support that can help you realize the full business value of your Cisco collaboration investment by increasing business agility and network availability. This portfolio of services accelerates business innovation by harnessing the network as a powerful business platform. For more information about these services, visit:

<https://www.cisco.com/go/collaborationservices>.

Cisco Capital

Flexible payment solutions to help you achieve your objectives

Cisco Capital makes it easier to get the right technology to achieve your objectives, enable business transformation and help you stay competitive. We can help you reduce the total cost of ownership, conserve capital, and accelerate growth. In more than 100 countries, our flexible payment solutions can help you acquire hardware, software, services and complementary third-party equipment in easy, predictable payments. [Learn more](#).

For more information

- Learn more about the Cisco Webex Room USB.
- Download the [Cisco Webex Teams App](#).

Americas Headquarters

Cisco Systems, Inc.
San Jose, CA

Asia Pacific Headquarters

Cisco Systems (USA) Pte. Ltd.
Singapore

Europe Headquarters

Cisco Systems International BV Amsterdam,
The Netherlands

Cisco has more than 200 offices worldwide. Addresses, phone numbers, and fax numbers are listed on the Cisco Website at <https://www.cisco.com/go/offices>.

Cisco and the Cisco logo are trademarks or registered trademarks of Cisco and/or its affiliates in the U.S. and other countries. To view a list of Cisco trademarks, go to this URL: <https://www.cisco.com/go/trademarks>. Third-party trademarks mentioned are the property of their respective owners. The use of the word partner does not imply a partnership relationship between Cisco and any other company. (1110R)